

INSIGHTS REPORT

missoulapubliclibrary.skedda.com

Date range: Last month (Sunday, March 1, 2026–Tuesday, March 31, 2026)

Days:Sun, Mon, Tue, Wed, Thu, Fri, Sat

Time range:9:15 AM to 7:45 PM

Spaces:All spaces

User tags: All user tags

Last updated:Thursday, April 2, 2026 at 4:17 PM



Utilization
40%

1%

Bookings
1,197

+2%

Users
367

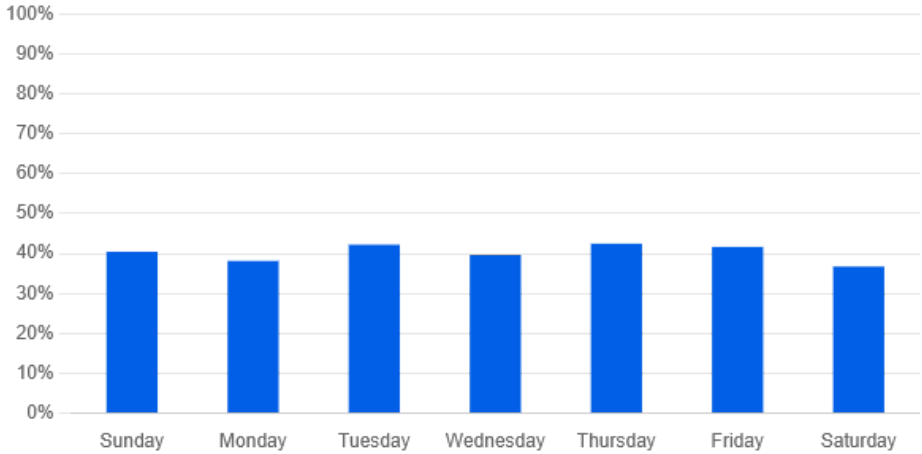
-16%

Busiest time
Tue 4:00 PM

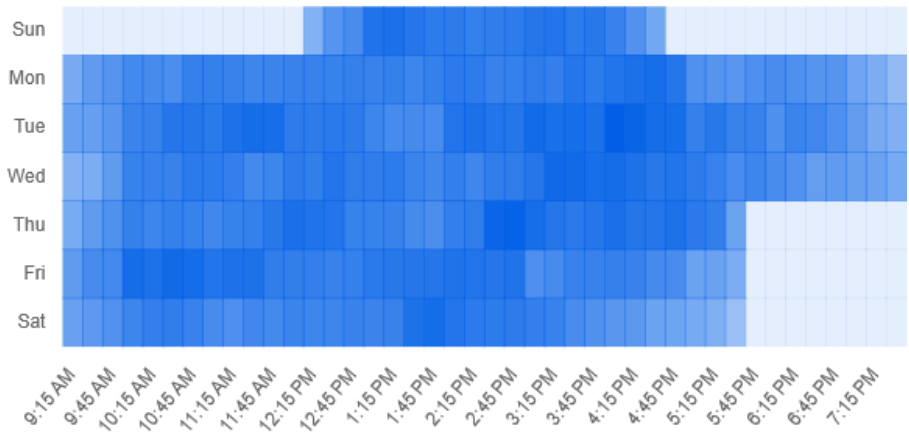
Paid bookings
\$0

0%

Utilization by weekday



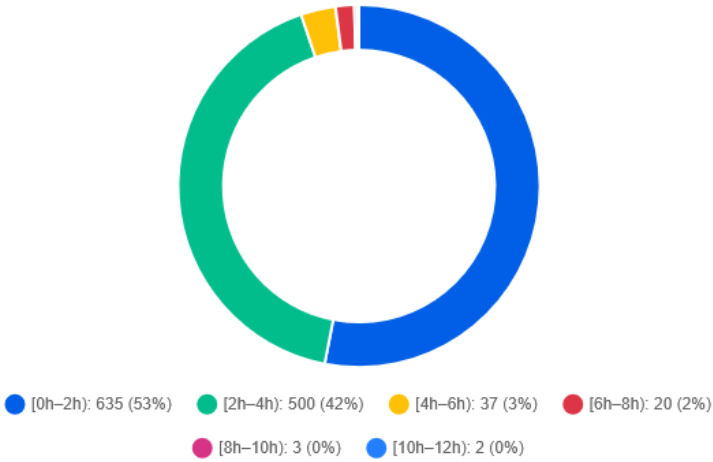
Utilization by time of week



Top 10 spaces

Space Cooper Space A/B (Full)	Bookings	Utilization ▾	Trend
Cooper Space A (North)	21	<div><div>86%</div></div>	+1%
Makerspace - Novice Maker	42	<div><div>86%</div></div>	+8%
Ellingson Conference Room 316	56	<div><div>85%</div></div>	+3%
Blackfoot Communications Room	92	<div><div>79%</div></div>	+3%
Study Room 306	91	<div><div>76%</div></div>	-8%
Cooper Space B (South)	136	<div><div>75%</div></div>	-1%
Study Room 305	51	<div><div>74%</div></div>	-6%
Study Room 308	123	<div><div>72%</div></div>	+6%
Study Room 307	121	<div><div>71%</div></div>	-5%
	126	<div><div>70%</div></div>	-1%

Duration breakdown



Utilization timeline



INSIGHTS REPORT

missoulapubliclibrary.skedda.com

Date range: Last month (Sunday, March 1, 2026–Tuesday, March 31, 2026)

Days: Sun, Mon, Tue, Wed, Thu, Fri, Sat

Time range: 9:15 AM to 7:45 PM

Spaces: All of [Meeting Rooms]

User tags: All user tags

Last updated: Thursday, April 2, 2026 at 4:17 PM



Utilization
79%

1%

Bookings
293

+17%

Users
135

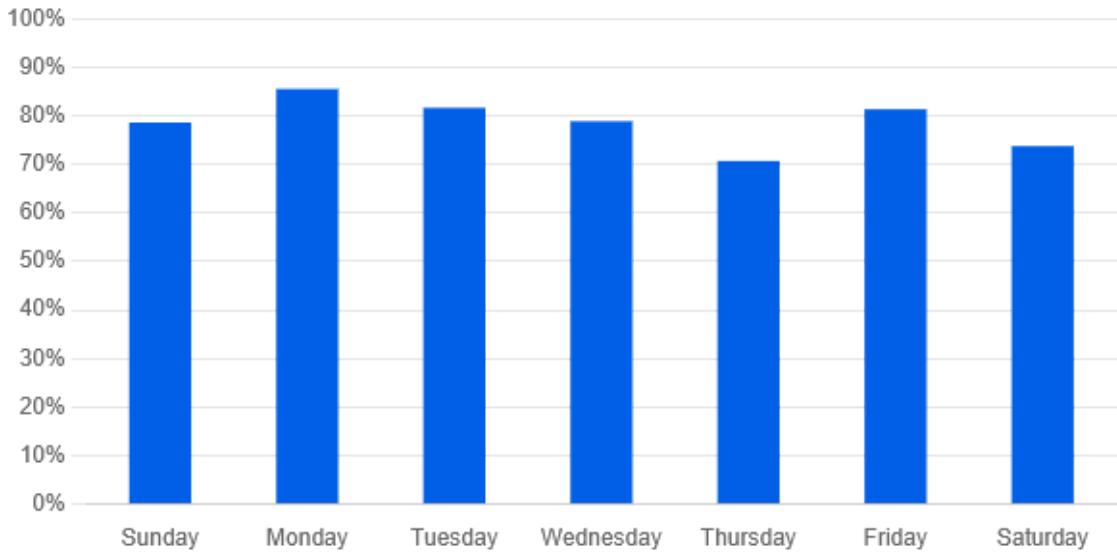
+3%

Busiest time
Mon 10:15AM

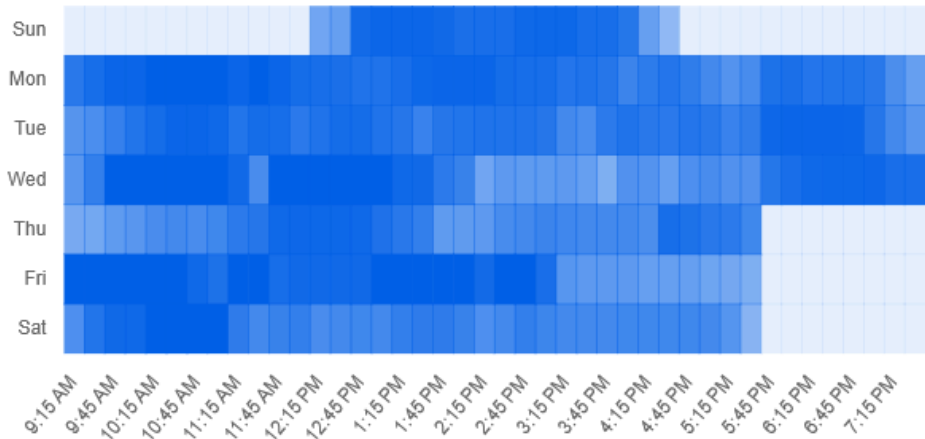
Paid bookings
\$0

0%


Utilization by weekday



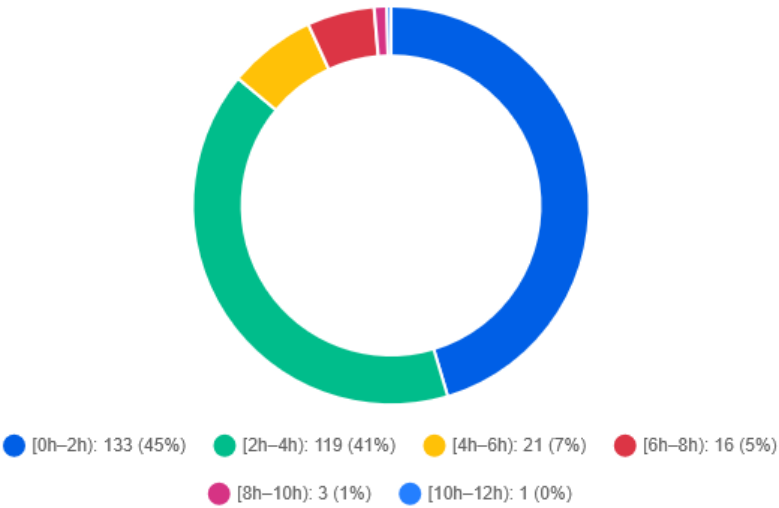
Utilization by time of week



Top 10 spaces

Space Cooper Space A/B (Full)	Bookings	Utilization 	Trend
Cooper Space A (North)	21	<div><div>86</div></div>	+1%
Ellingson Conference Room 316	42	<div><div>%</div></div>	+8%
Blackfoot Communications Room	92	<div><div>7986</div></div>	+3%
Cooper Space B (South)	91	<div><div>76%</div></div>	-8%
	51	<div><div>74%</div></div>	-6%

Duration breakdown



Utilization timeline



INSIGHTS REPORT

missoulapubliclibrary.skedda.com

Date range: Last month (Sunday, March 1, 2026–Tuesday, March 31, 2026)

Days:Sun, Mon, Tue, Wed, Thu, Fri, Sat

Time range:9:15AM to 7:45 PM

Spaces:All of [Study Spaces]

User tags: All user tags

Last updated:Thursday, April 2, 2026 at 4:17 PM



Utilization
52%

3%

Bookings
631

+12%

Users
163

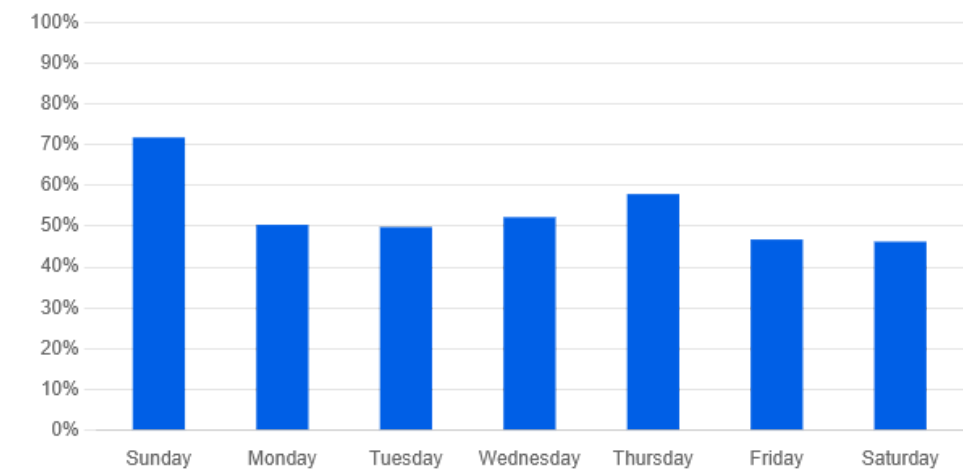
+9%

Busiest time
Sun 1:15 PM

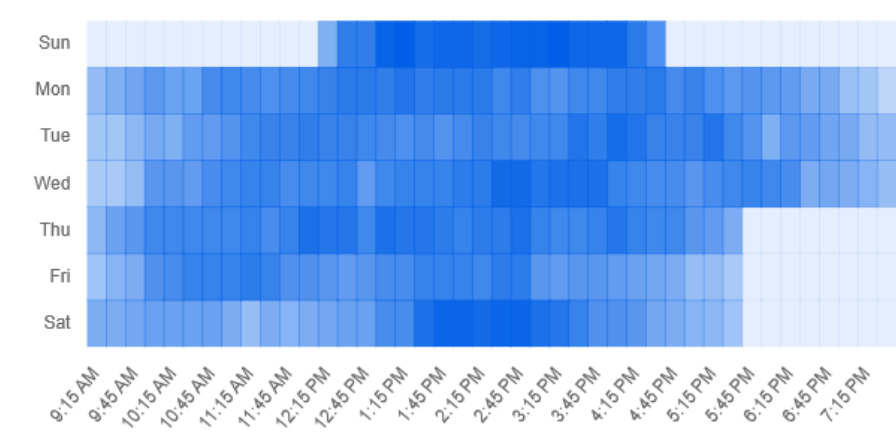
Paid bookings
\$0

0%

Utilization by weekday



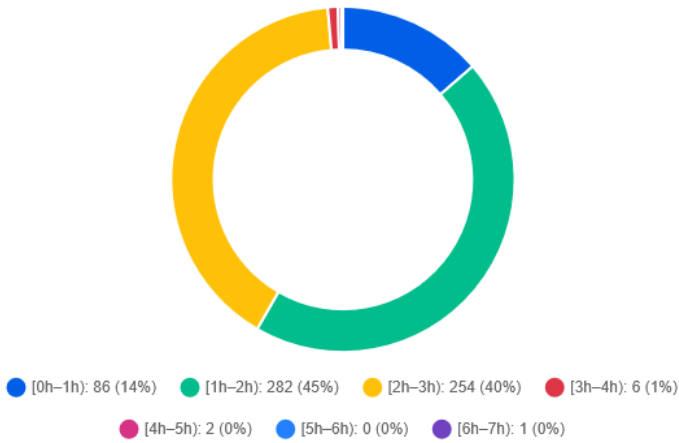
Utilization by time of week



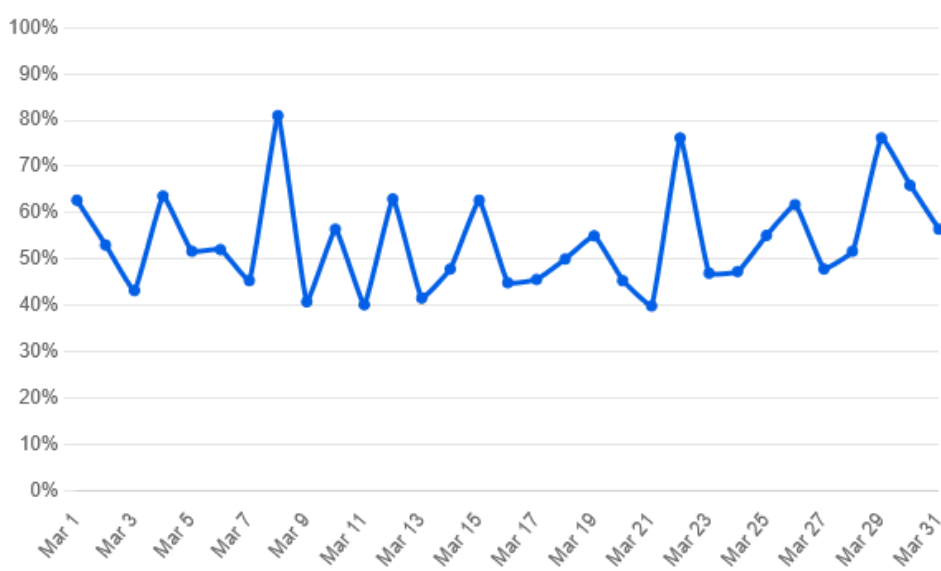
Top 10 spaces

Space	Bookings	Utilization	Trend
Space Study Room 306			
Study Room 305	136	<div><div>75%</div></div>	-1%
Study Room 308	123	<div><div>72%</div></div>	+6%
Study Room 307	121	<div><div>71%</div></div>	-5%
For Youth Only Study Room 202	126	<div><div>70%</div></div>	-1%
For Youth Only Study Room 203	64	<div><div>39%</div></div>	-0%
For Youth Only Study Room 204	32	<div><div>20%</div></div>	-27%
	32	<div><div>19%</div></div>	-18%

Duration breakdown



Utilization timeline



INSIGHTS REPORT

missoulapubliclibrary.skedda.com

Date range: Last month (Sunday, March 1, 2026–Tuesday, March 31, 2026)

Days:Sun, Mon, Tue, Wed, Thu, Fri, Sat

Time range:9:15AM to 7:45 PM

Spaces:All of [Internal Use]

User tags: All user tags

Last updated:Thursday, April 2, 2026 at 4:17 PM



Utilization
18%

-10%

Bookings
118

47%

Users
28

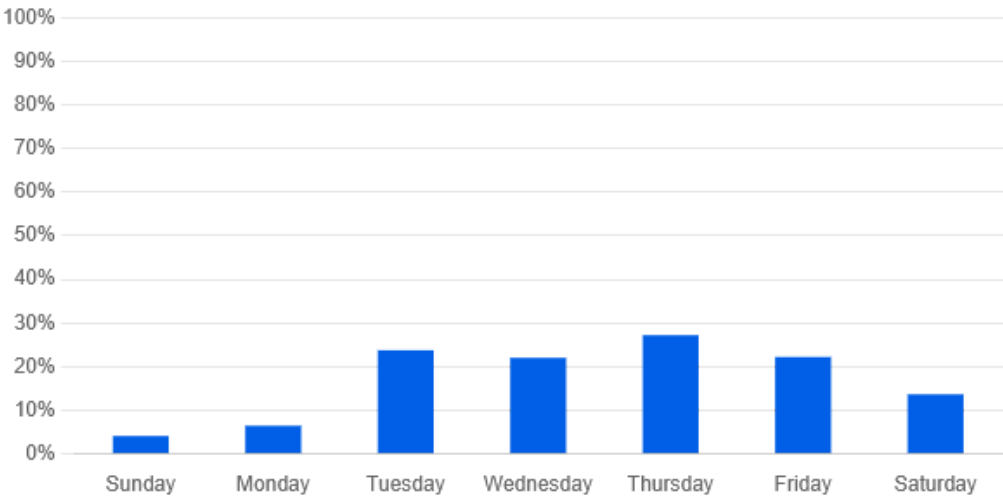
-78%

Busiest time
Wed 3:15PM

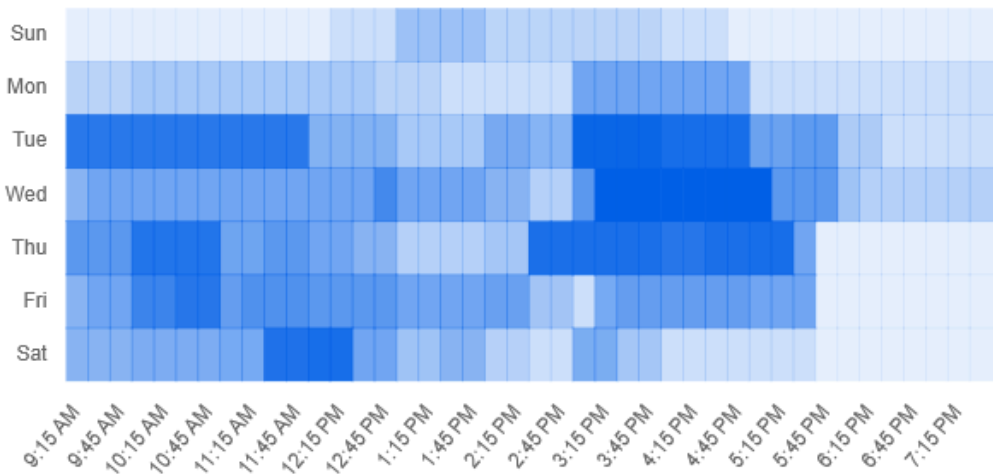
Paid bookings
\$0

0%

Utilization by weekday



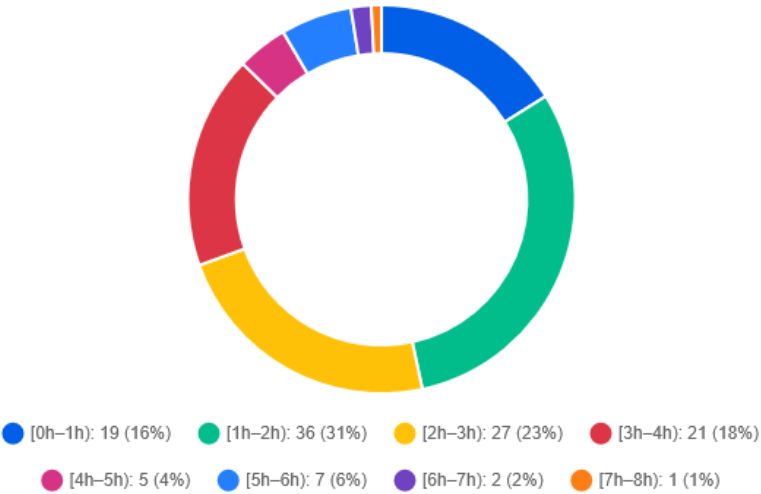
Utilization by time of week



Top 10 spaces

Space	Bookings	Utilization	Trend
Passport Office	29	42%	-51%
Art Box 236	35	35%	+16%
Imaginarium 221	40	27%	-6%
SpectrUM Classroom	9	15%	+ 221%
Fam First Classroom	5	5%	+28%
Test	0	0%	0%

Duration breakdown



Utilization timeline

